

Hate Crime

A hate crime is a criminal offense that is motivated by personal prejudice and directed at others because of their perceived race, ethnicity, sexual orientation, gender, gender identity, religion, or disability. One hate crime offense may include multiple victimizations. Since 1992, the FBI Uniform Crime Reporting (UCR) Program has collected and published information annually on the number of hate crime incidents, offenses, victims, and perpetrators in the United States. These statistics allow law enforcement agencies, policy-makers, and victim service agencies to better understand and address prominent issues regarding hate and bias.

Trends

In 2015, the number of **hate crime victimizations increased 7%** from 2014. Despite this recent increase, the number of hate crime victimizations experienced annually **between 1995 and 2015 has decreased 36%**. This decrease has remained consistent, despite the rise in law enforcement agencies reporting hate crimes.

Number of Hate Crime Victimizations and Reporting Agencies

in thousands of crimes and agencies



Did You Know?

48% of racially motivated hate crime offenses committed in 2015 were **by white perpetrators, 24% by black perpetrators.**

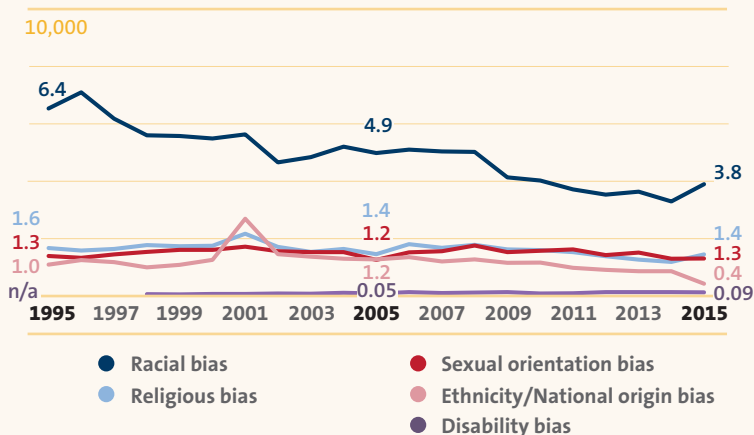
One-third of hate crime offenses occur in or near a **residence.**

Victims of **sexual orientation**-related hate crimes are most likely to be victimized in a **public place.**

Racially motivated victimizations are the most common type of hate crime victimization. While they have decreased 41% since 1995, **racially motivated hate crime victimizations increased nearly 20% between 2014 and 2015.**

Hate Crime Victimizations by Type of Bias

in thousands of crimes



Hate Crime Offenses by Type of Crime

in thousands of crimes



Between 1995 and 2015, the number of hate crime offenses committed against people decreased 37%, and hate crime offenses committed against property decreased 20%. Between 2014 and 2015, however, **hate crimes offenses against people increased 11%, while hate crime offenses against property remained the same.**

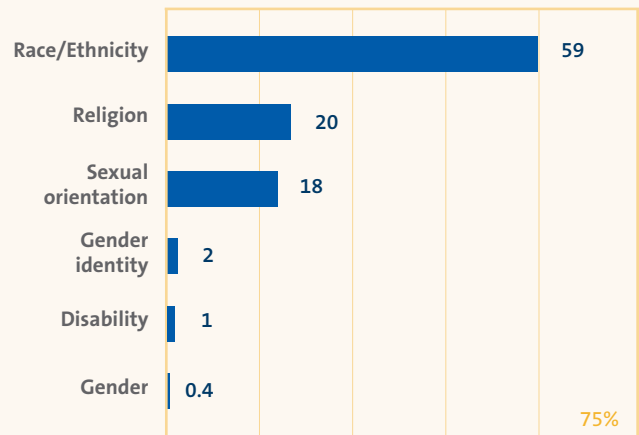
Current Data on Hate Crime

Most single-bias hate crime victimizations in 2015 were racially motivated (59%). Of racially motivated criminal victimizations, 52% were anti-black or African American, 19% were anti-white, and 9% were anti-Hispanic or Latino. A combined 20% of racially motivated hate crime victimizations were committed because of bias against Asian, American Indian, Alaska Native, Pacific Islander, or other individuals.

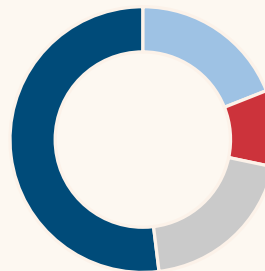
One-fifth of hate crime offenses in 2015 were motivated by religious bias. Of religiously motivated criminal victimizations: 51% were anti-Jewish; 22% were anti-Islamic; less than 5% were anti-Catholic, Eastern Orthodox, or Protestant; and 15% were against individuals perceived to be of another religion or atheist or agnostic.

Nearly 18% of single-bias hate crime victimizations in 2015 were committed because of the victim's perceived sexual orientation. Anti-gay victimizations were 4.5x more frequent than anti-lesbian victimizations, and 3x more frequent than anti-LGBTQ victimization in general. Hate crime victimizations motivated by gender identity, disability, or gender each totaled less than 2% of all victimizations.

Hate Crime Victimization by Bias Category



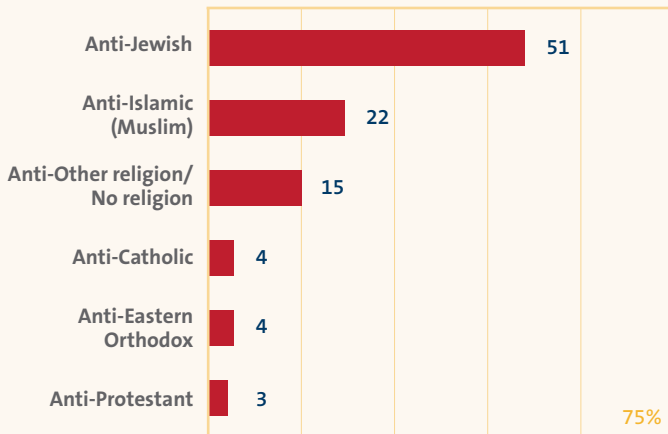
Anti-Race/Ethnicity Hate Crime Victimization



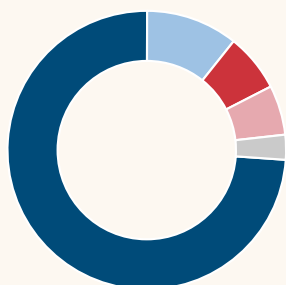
- Anti-Black or African American (52%)
- Anti-White (19%)
- Anti-Hispanic or Latino (9%)
- Anti-Other race/ethnicity* (20%)

*"Other" includes Asian, American Indian, or Alaska Native.

Hate Crime Victimization by Religious Bias



Destruction, damage, or vandalism of property accounted for 74% of property victimization, larceny-theft for 11%, burglary for 7% and robbery for 6%. All other forms of hate crime property victimizations accounted for 3% of crimes committed against property.



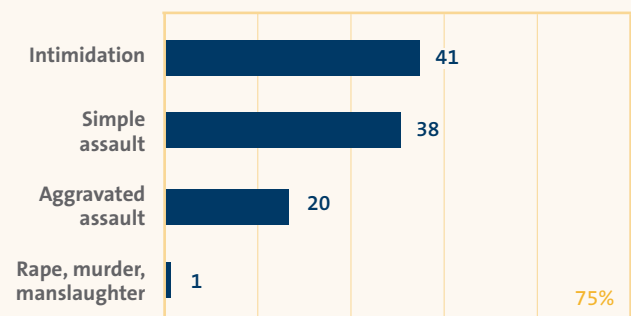
Crimes Against Property

- Destruction/damage/vandalism (74%)
- Larceny-theft (11%)
- Burglary (7%)
- Robbery (6%)
- Other* (3%)

*"Other" includes motor vehicle theft and arson.

Two-thirds of hate crime offenses are committed against persons and 1/3 are against property. In 2015, intimidation accounted for 40% of bias-motivated personal victimizations, simple assault for 38%, and aggravated assault for 20%. Murder, non-negligent manslaughter, and rape combined accounted for 1% of hate crime victimizations.

Hate Crime Victimization Against Persons



SOURCE

FBI, *Hate Crime Statistics, 1995-2015*, (U.S. Department of Justice), <https://ucr.fbi.gov/hate-crime>

